

# Spanish

## Progression Map

### Level Expected at the End of KS2

Deep Dive into Spanish: Whole-School Progression Map has been written to support practitioners who have chosen to adopt the PlanIt scheme in part or in full. The curriculum progression maps for Languages comprehensively show the progression of skills and knowledge from year 3 to year 6.

#### Key Stage 2 National Curriculum Expectations

Pupils should be taught to:

- listen attentively to spoken language and show understanding by joining in and responding;
- explore the patterns and sounds of language through songs and rhymes and link the spelling, sound and meaning of words;
- engage in conversations; ask and answer questions; express opinions and respond to those of others; seek clarification and help;
- speak in sentences, using familiar vocabulary, phrases and basic language structures;
- develop accurate pronunciation and intonation so that others understand when they are reading aloud or using familiar words and phrases;
- present ideas and information orally to a range of audiences;
- read carefully and show understanding of words, phrases and simple writing;
- appreciate stories, songs, poems and rhymes in the language;
- broaden their vocabulary and develop their ability to understand new words that are introduced into familiar written material, including through using a dictionary;
- write phrases from memory, and adapt these to create new sentences, to express ideas clearly;
- describe people, places, things and actions orally and in writing;
- understand basic grammar appropriate to the language being studied, including (where relevant): feminine, masculine and neuter forms and the conjugation of high-frequency verbs; key features and patterns of the language; how to apply these, for instance, to build sentences; and how these differ from or are similar to English.

Please note that our Spanish Progression Map will continue to be updated as further PlanIt units are published.

## Intent

PlanIt Spanish offers a coherently planned sequence of lessons, ensuring progressive coverage of the skills required by the national curriculum. Our chosen themes - Our Past, Let's Explore a Spanish Town and Discovering Spain - provide an introduction to the culture of Spanish-speaking countries and communities. It aims to foster children's curiosity and help deepen their understanding of the world. A linear curriculum has been chosen to allow an opportunity for children to gradually build on their skills. PlanIt Spanish enables children to express their ideas and thoughts in Spanish, providing opportunities for them to interact and communicate with others for practical purposes both in speech and in writing. We aim to expose children to authentic Spanish and offer regular opportunities to listen to native speakers.

The intent in Lower KS2 is that children acquire basic skills and understanding in Spanish with a strong emphasis placed on developing their Speaking and Listening ability. These will be further developed in Upper KS2 alongside Reading and Writing skills, gradually progressing to more complex language concepts and greater learner autonomy.

Through our PlanIt Spanish scheme, we aim to inspire pupils to develop a love of languages and to expand their horizons to other countries, cultures and people. We intend to help children grow into curious, confident and reflective language learners and to provide them with a foundation that will equip them for further language studies.

## Implementation

Lessons are sequenced so that prior learning is considered and opportunities for revision of language and grammatical concepts are built into lessons.

Our lessons and resources help children to build on prior knowledge alongside the introduction of new skills. A series of lessons are suggested, providing structure and context as well as offering an insight into the culture of Spanish-speaking countries and communities. The introduction and revision of key vocabulary and grammatical structures is built into each lesson. This vocabulary is then included in display materials and additional resources so that children have opportunities to repeat and revise their learning. PlanIt Spanish has been designed by our language specialist teaching team, including Spanish native speakers, so that teachers feel confident and supported. All of our lesson packs contain adult guidance, accurate language subject knowledge and accompanying audio materials.

## Impact

Using the full range of resources, including display materials, will increase the profile of languages across school. The learning environment will be consistent with key Spanish vocabulary displayed, spoken and used by all learners. Whole-school and parental engagement will improve through the use of language-specific home learning tasks and opportunities suggested in lessons and overviews for wider learning. We want to ensure that Spanish is loved by teachers and pupils across school, therefore encouraging them to embark on further language studies. Impact can also be measured through key questioning skills built into lessons, child-led assessment such as success criteria grids, jigsaw targets and KWL grids and summative assessments aimed at targeting next steps in learning.

Listening and Speaking/Oracy

LKS2

UKS2

**KS2 Languages National Curriculum**

Children can listen attentively to spoken language and show understanding by joining in and responding.

**Children can:**

- a repeat modelled words;
- b listen and show understanding of single words through physical response;
- c repeat modelled short phrases;
- d listen and show understanding of short phrases through physical response.

1. Meet and Greet						2. My Body						3. Time to Eat						4. The People Around Me						5. All About School						6. Tell Me When					
Lesson Number:						Lesson Number:						Lesson Number:						Lesson Number:						Lesson Number:											
1	2	3	4	5	6	1	2	3	4	5	6	1	2	3	4	5	6	1	2	3	4	5	6	1	2	3	4	5	6	1	2	3	4	5	6
(a)	(a)	a	a	(a)	a	a	(a)	a	(a)	(a)	(a)	(a)	a	a	a	(a)	a	(a)	(a)	a	a	a	a	(a)	(a)	(a)	a	a	a	(a)	(a)	(a)	a	a	a
(b)	b	b	b	(b)	b	b	(b)	b	(b)	(b)	b	b	b	b	b	b	b	(b)	b	b	b	b	b	b	b	b	b	b	b	(b)	(b)	(b)	b	b	b
c	(c)	(c)	(c)	c	(c)	(c)	c	(c)	c	(c)	(c)	(c)	(c)	(c)	(c)	(c)	(c)	c	c	c	c	c	c	c	c	c	(c)	c	(c)	c	c	c	c	c	c
d	d	(d)	(d)	d	(d)	(d)	d	(d)	(d)	d	d	d	(d)	(d)	(d)	(d)	(d)	d	(d)	d	d	(d)	(d)	(d)	(d)	d	(d)	(d)	(d)	d	d	d	(d)	(d)	(d)

1. My Town						2. Let's Go!						3. Shopping						4. The Wider World						5. My Routine						6. Free Time					
Lesson Number:						Lesson Number:						Lesson Number:						Lesson Number:						Lesson Number:											
1	2	3	4	5	6	1	2	3	4	5	6	1	2	3	4	5	6	1	2	3	4	5	6	1	2	3	4	5	6	1	2	3	4	5	6
(a)	a	(a)	(a)	a	(a)	(a)	a	a	(a)	a	a	(a)	(a)	a	(a)	(a)	a	(a)	a	(a)	(a)	(a)	a	a	a	a	a	(a)	a	(a)	a	a	(a)	a	a
(b)	(b)	(b)	(b)	(b)	b	(b)	b	b	(b)	b	b	b	(b)	(b)	(b)	b	(b)	(b)	b	b	b	(b)	b	b	b	b	b	b	b	b	b	b	b	b	b
c	(c)	c	c	c	c	c	c	c	c	(c)	c	c	c	(c)	c	(c)	c	c	c	c	c	c	(c)	(c)	(c)	c	(c)	c	c	c	(c)	c	c	(c)	c
d	(d)	d	d	(d)	d	d	(d)	(d)	(d)	(d)	d	(d)	(d)	(d)	d	(d)	d	d	d	d	d	d	d	(d)	d	d	d	(d)	d	(d)	d	(d)	(d)	d	

Listening and Speaking/Oracy

LKS2

UKS2







**KS2 Languages National Curriculum**

Children engage in conversation; ask and answer questions; express opinions and respond to those of others; seek clarification and help.







**Children can:**

- a recognise a familiar question and respond with a simple rehearsed response;
- b ask and answer a simple and familiar question with a response;
- c express simple opinions such as likes, dislikes and preferences;
- d ask and answer at least two simple and familiar questions with a response.

Year 3

 <p>1. Meet and Greet</p>						 <p>2. My Body</p>						 <p>3. Time to Eat</p>						 <p>4. The People Around Me</p>						 <p>5. All About School</p>						 <p>6. Tell Me When</p>					
Lesson Number:						Lesson Number:						Lesson Number:						Lesson Number:						Lesson Number:											
1	2	3	4	5	6	1	2	3	4	5	6	1	2	3	4	5	6	1	2	3	4	5	6	1	2	3	4	5	6	1	2	3	4	5	6
a	(a)	(a)	a	a	(a)	a	a	(a)	(a)	(a)	(a)	(a)	a	a	a	a	a	a	a	a	a	a	a	a	a	a	a	a	a	a	(a)	a	a	a	a
b	(b)	(b)	b	b	(b)	b	b	b	(b)	(b)	(b)	(b)	(b)	(b)	(b)	(b)	b	(b)	(b)	b	(b)	b	b	(b)	(b)	b	b	(b)	(b)	b	b	(b)	(b)	(b)	b
c	c	c	c	c	c	c	c	c	c	c	c	c	c	(c)	c	c	(c)	c	c	c	(c)	c	c	(c)	(c)	(c)	(c)	(c)	(c)	c	c	c	c	c	c
d	d	d	d	d	d	d	d	d	d	d	d	d	d	d	d	(d)	(d)	(d)	(d)	(d)	(d)	(d)	d	d	(d)	d	d	d	d	d	d	d	d	(d)	

Year 4

 <p>1. My Town</p>						 <p>2. Let's Go!</p>						 <p>3. Shopping</p>						 <p>4. The Wider World</p>						 <p>5. My Routine</p>						 <p>6. Free Time</p>					
Lesson Number:						Lesson Number:						Lesson Number:						Lesson Number:						Lesson Number:											
1	2	3	4	5	6	1	2	3	4	5	6	1	2	3	4	5	6	1	2	3	4	5	6	1	2	3	4	5	6	1	2	3	4	5	6
a	a	a	a	a	a	a	a	a	a	a	a	a	a	a	a	a	a	a	a	a	a	a	a	a	a	a	a	a	a	a	a	a	a	a	a
(b)	b	b	b	(b)	b	(b)	(b)	b	(b)	b	b	(b)	b	b	b	b	b	(b)	b	b	(b)	(b)	(b)	(b)	b	(b)	(b)	b	b	(b)	(b)	(b)	b	b	b
c	c	c	c	c	c	c	c	c	c	c	c	(c)	c	c	c	c	c	c	c	c	c	c	c	(c)	(c)	(c)	(c)	(c)	(c)	c	c	(c)	c	(c)	c
d	d	d	d	d	(d)	d	d	d	d	(d)	d	(d)	(d)	d	(d)	(d)	(d)	d	(d)	d	d	d	d	(d)	d	(d)	d	d	d	d	d	d	d	(d)	d

Listening and Speaking/Oracy

LKS2

UKS2

**KS2 Languages National Curriculum**

Children speak in sentences, using familiar vocabulary, phrases and basic language structures.

**Children can:**

- a name objects and actions and may link words with a simple connective;
- b use familiar vocabulary to say a short sentence using a language scaffold;
- c speak about everyday activities and interests;
- d refer to recent experiences or future plans.

1. Meet and Greet						2. My Body						3. Time to Eat						4. The People Around Me						5. All About School						6. Tell Me When					
Lesson Number:						Lesson Number:						Lesson Number:						Lesson Number:						Lesson Number:											
1	2	3	4	5	6	1	2	3	4	5	6	1	2	3	4	5	6	1	2	3	4	5	6	1	2	3	4	5	6	1	2	3	4	5	6
a	a	a	a	a	a	a	a	a	a	a	a	a	a	a	a	a	a	a	a	a	a	a	a	a	a	a	a	a	a	a	a	a	a	a	a
b	b	b	b	b	b	b	b	b	b	b	b	b	b	b	b	b	b	b	b	b	b	b	b	b	b	b	b	b	b	b	b	b	b	b	b
c	c	c	c	c	c	c	c	c	c	c	c	c	c	c	c	c	c	c	c	c	c	c	c	c	c	c	c	c	c	c	c	c	c	c	c
d	d	d	d	d	d	d	d	d	d	d	d	d	d	d	d	d	d	d	d	d	d	d	d	d	d	d	d	d	d	d	d	d	d	d	d

1. My Town						2. Let's Go!						3. Shopping						4. The Wider World						5. My Routine						6. Free Time					
Lesson Number:						Lesson Number:						Lesson Number:						Lesson Number:						Lesson Number:											
1	2	3	4	5	6	1	2	3	4	5	6	1	2	3	4	5	6	1	2	3	4	5	6	1	2	3	4	5	6	1	2	3	4	5	6
a	a	a	a	a	a	a	a	a	a	a	a	a	a	a	a	a	a	a	a	a	a	a	a	a	a	a	a	a	a	a	a	a	a	a	a
b	b	b	b	b	b	b	b	b	b	b	b	b	b	b	b	b	b	b	b	b	b	b	b	b	b	b	b	b	b	b	b	b	b	b	b
c	c	c	c	c	c	c	c	c	c	c	c	c	c	c	c	c	c	c	c	c	c	c	c	c	c	c	c	c	c	c	c	c	c	c	c
d	d	d	d	d	d	d	d	d	d	d	d	d	d	d	d	d	d	d	d	d	d	d	d	d	d	d	d	d	d	d	d	d	d	d	d

Listening and Speaking/Oracy

LKS2

UKS2

**KS2 Languages National Curriculum**

Children develop accurate pronunciation and intonation so that others understand when they are using familiar words and phrases.

**Children can:**

- a identify individual sounds in words and pronounce accurately when modelled;
- b start to recognise the sound of some letter strings in familiar words and pronounce when modelled;
- c adapt intonation to ask questions or give instructions;
- d show awareness of accents; begin to pronounce words accordingly.

1. Meet and Greet						2. My Body						3. Time to Eat						4. The People Around Me						5. All About School						6. Tell Me When					
Lesson Number:						Lesson Number:						Lesson Number:						Lesson Number:						Lesson Number:											
1	2	3	4	5	6	1	2	3	4	5	6	1	2	3	4	5	6	1	2	3	4	5	6	1	2	3	4	5	6	1	2	3	4	5	6
a	a	a	a	a	a	a	a	a	a	a	a	a	a	a	a	a	a	a	a	a	a	a	a	a	a	a	a	a	a	a	a	a	a	a	a
b	b	b	b	b	b	b	b	b	b	b	b	b	b	b	b	b	b	b	b	b	b	b	b	b	b	b	b	b	b	b	b	b	b	b	b
c	c	c	c	c	c	c	c	c	c	c	c	c	c	c	c	c	c	c	c	c	c	c	c	c	c	c	c	c	c	c	c	c	c	c	c
d	d	d	d	d	d	d	d	d	d	d	d	d	d	d	d	d	d	d	d	d	d	d	d	d	d	d	d	d	d	d	d	d	d	d	d

1. My Town						2. Let's Go!						3. Shopping						4. The Wider World						5. My Routine						6. Free Time					
Lesson Number:						Lesson Number:						Lesson Number:						Lesson Number:						Lesson Number:											
1	2	3	4	5	6	1	2	3	4	5	6	1	2	3	4	5	6	1	2	3	4	5	6	1	2	3	4	5	6	1	2	3	4	5	6
a	a	a	a	a	a	a	a	a	a	a	a	a	a	a	a	a	a	a	a	a	a	a	a	a	a	a	a	a	a	a	a	a	a	a	a
b	b	b	b	b	b	b	b	b	b	b	b	b	b	b	b	b	b	b	b	b	b	b	b	b	b	b	b	b	b	b	b	b	b	b	b
c	c	c	c	c	c	c	c	c	c	c	c	c	c	c	c	c	c	c	c	c	c	c	c	c	c	c	c	c	c	c	c	c	c	c	c
d	d	d	d	d	d	d	d	d	d	d	d	d	d	d	d	d	d	d	d	d	d	d	d	d	d	d	d	d	d	d	d	d	d	d	d

Listening and Speaking/Oracy

LKS2

UKS2







KS2 Languages National Curriculum

Children present ideas and information orally to a range of audiences.







Children can:

- a name nouns and present a simple rehearsed statement to a partner;
- b present simple rehearsed statements about themselves, objects and people to a partner;
- c present ideas and information in simple sentences using familiar and rehearsed language to a partner or a small group of people.

Year 3

 <p>1. Meet and Greet</p>						 <p>2. My Body</p>						 <p>3. Time to Eat</p>						 <p>4. The People Around Me</p>						 <p>5. All About School</p>						 <p>6. Tell Me When</p>					
Lesson Number:						Lesson Number:						Lesson Number:						Lesson Number:						Lesson Number:											
1	2	3	4	5	6	1	2	3	4	5	6	1	2	3	4	5	6	1	2	3	4	5	6	1	2	3	4	5	6	1	2	3	4	5	6
a	a	a	a	a	a	a	a	a	a	a	a	a	a	a	a	a	a	a	a	a	a	a	a	a	a	a	a	a	a	a	a	a	a	a	a
b	b	b	b	b	b	b	b	b	b	b	b	b	b	b	b	b	b	b	b	b	b	b	b	b	b	b	b	b	b	b	b	b	b	b	b
c	c	c	c	c	c	c	c	c	c	c	c	c	c	c	c	c	c	c	c	c	c	c	c	c	c	c	c	c	c	c	c	c	c	c	c

Year 4

 <p>1. My Town</p>						 <p>2. Let's Go!</p>						 <p>3. Shopping</p>						 <p>4. The Wider World</p>						 <p>5. My Routine</p>						 <p>6. Free Time</p>					
Lesson Number:						Lesson Number:						Lesson Number:						Lesson Number:						Lesson Number:											
1	2	3	4	5	6	1	2	3	4	5	6	1	2	3	4	5	6	1	2	3	4	5	6	1	2	3	4	5	6	1	2	3	4	5	6
a	a	a	a	a	a	a	a	a	a	a	a	a	a	a	a	a	a	a	a	a	a	a	a	a	a	a	a	a	a	a	a	a	a	a	a
b	b	b	b	b	b	b	b	b	b	b	b	b	b	b	b	b	b	b	b	b	b	b	b	b	b	b	b	b	b	b	b	b	b	b	b
c	c	c	c	c	c	c	c	c	c	c	c	c	c	c	c	c	c	c	c	c	c	c	c	c	c	c	c	c	c	c	c	c	c	c	c

Listening and Speaking/Oracy

LKS2

UKS2







**KS2 Languages National Curriculum**

Children describe people, places, things and actions orally.







**Children can:**

- a say simple familiar words to describe people, places, things and actions using a model;
- b say a simple phrase that may contain an adjective to describe people, places, things and actions using a language scaffold;
- c say one or two short sentences that may contain an adjective to describe people, places, things and actions.

**Year 3**

 <p>1. Meet and Greet</p>						 <p>2. My Body</p>						 <p>3. Time to Eat</p>						 <p>4. The People Around Me</p>						 <p>5. All About School</p>						 <p>6. Tell Me When</p>					
Lesson Number:						Lesson Number:						Lesson Number:						Lesson Number:						Lesson Number:											
1	2	3	4	5	6	1	2	3	4	5	6	1	2	3	4	5	6	1	2	3	4	5	6	1	2	3	4	5	6	1	2	3	4	5	6
a	a	a	a	a	a	a	a	a	a	a	a	a	a	a	a	a	a	a	a	a	a	a	a	a	a	a	a	a	a	a	a	a	a	a	a
b	b	b	b	b	b	b	b	b	b	b	b	b	b	b	b	b	b	b	b	b	b	b	b	b	b	b	b	b	b	b	b	b	b	b	b
c	c	c	c	c	c	c	c	c	c	c	c	c	c	c	c	c	c	c	c	c	c	c	c	c	c	c	c	c	c	c	c	c	c	c	c

**Year 4**

 <p>1. My Town</p>						 <p>2. Let's Go!</p>						 <p>3. Shopping</p>						 <p>4. The Wider World</p>						 <p>5. My Routine</p>						 <p>6. Free Time</p>					
Lesson Number:						Lesson Number:						Lesson Number:						Lesson Number:						Lesson Number:											
1	2	3	4	5	6	1	2	3	4	5	6	1	2	3	4	5	6	1	2	3	4	5	6	1	2	3	4	5	6	1	2	3	4	5	6
a	a	a	a	a	a	a	a	a	a	a	a	a	a	a	a	a	a	a	a	a	a	a	a	a	a	a	a	a	a	a	a	a	a	a	a
b	b	b	b	b	b	b	b	b	b	b	b	b	b	b	b	b	b	b	b	b	b	b	b	b	b	b	b	b	b	b	b	b	b	b	b
c	c	c	c	c	c	c	c	c	c	c	c	c	c	c	c	c	c	c	c	c	c	c	c	c	c	c	c	c	c	c	c	c	c	c	c

Reading and Writing/Literacy

LKS2













UKS2

**KS2 Languages National Curriculum**

Children read carefully and show understanding of words, phrases and simple writing.

**Children can:**

- a read and show understanding of familiar single words;
- b read and show understanding of simple phrases and sentences containing familiar words.

Year 3					
 <p>1. Meet and Greet</p> <p>Lesson Number:</p>	 <p>2. My Body</p> <p>Lesson Number:</p>	 <p>3. Time to Eat</p> <p>Lesson Number:</p>	 <p>4. The People Around Me</p> <p>Lesson Number:</p>	 <p>5. All About School</p> <p>Lesson Number:</p>	 <p>6. Tell Me When</p> <p>Lesson Number:</p>
1 2 3 4 5 6	1 2 3 4 5 6	1 2 3 4 5 6	1 2 3 4 5 6	1 2 3 4 5 6	1 2 3 4 5 6
a a a a a a	a a a a a a	a a a a a a	a a a a a a	a a a a a a	a a a a a a
b b b b b b	b b b b b b	b b b b b b	b b b b b b	b b b b b b	b b b b b b
Year 4					
 <p>1. My Town</p> <p>Lesson Number:</p>	 <p>2. Let's Go!</p> <p>Lesson Number:</p>	 <p>3. Shopping</p> <p>Lesson Number:</p>	 <p>4. The Wider World</p> <p>Lesson Number:</p>	 <p>5. My Routine</p> <p>Lesson Number:</p>	 <p>6. Free Time</p> <p>Lesson Number:</p>
1 2 3 4 5 6	1 2 3 4 5 6	1 2 3 4 5 6	1 2 3 4 5 6	1 2 3 4 5 6	1 2 3 4 5 6
a a a a a a	a a a a a a	a a a a a a	a a a a a a	a a a a a a	a a a a a a
b b b b b b	b b b b b b	b b b b b b	b b b b b b	b b b b b b	b b b b b b

Reading and Writing/Literacy

LKS2

UKS2

**KS2 Languages National Curriculum**

Children broaden their vocabulary and develop their ability to understand new words that are introduced into familiar written material, including through using a dictionary.

**Children can:**

- a use strategies for memorisation of vocabulary;
- b make links with English or known language to work out the meaning of new words;
- c use context to predict the meaning of new words;
- d begin to use a bilingual dictionary to find the meaning of individual words in Spanish and English.

1. Meet and Greet						2. My Body						3. Time to Eat						4. The People Around Me						5. All About School						6. Tell Me When					
Lesson Number:						Lesson Number:						Lesson Number:						Lesson Number:						Lesson Number:											
1	2	3	4	5	6	1	2	3	4	5	6	1	2	3	4	5	6	1	2	3	4	5	6	1	2	3	4	5	6	1	2	3	4	5	6
a	a	a	a	a	a	a	a	a	a	a	a	a	a	a	a	a	a	a	a	a	a	a	a	a	a	a	a	a	a	a	a	a	a	a	a
b	b	b	b	b	b	b	b	b	b	b	b	b	b	b	b	b	b	b	b	b	b	b	b	b	b	b	b	b	b	b	b	b	b	b	b
c	c	c	c	c	c	c	c	c	c	c	c	c	c	c	c	c	c	c	c	c	c	c	c	c	c	c	c	c	c	c	c	c	c	c	c
d	d	d	d	d	d	d	d	d	d	d	d	d	d	d	d	d	d	d	d	d	d	d	d	d	d	d	d	d	d	d	d	d	d	d	d

1. My Town						2. Let's Go!						3. Shopping						4. The Wider World						5. My Routine						6. Free Time					
Lesson Number:						Lesson Number:						Lesson Number:						Lesson Number:						Lesson Number:											
1	2	3	4	5	6	1	2	3	4	5	6	1	2	3	4	5	6	1	2	3	4	5	6	1	2	3	4	5	6	1	2	3	4	5	6
a	a	a	a	a	a	a	a	a	a	a	a	a	a	a	a	a	a	a	a	a	a	a	a	a	a	a	a	a	a	a	a	a	a	a	a
b	b	b	b	b	b	b	b	b	b	b	b	b	b	b	b	b	b	b	b	b	b	b	b	b	b	b	b	b	b	b	b	b	b	b	b
c	c	c	c	c	c	c	c	c	c	c	c	c	c	c	c	c	c	c	c	c	c	c	c	c	c	c	c	c	c	c	c	c	c	c	c
d	d	d	d	d	d	d	d	d	d	d	d	d	d	d	d	d	d	d	d	d	d	d	d	d	d	d	d	d	d	d	d	d	d	d	d

Reading and Writing/Literacy

LKS2

UKS2




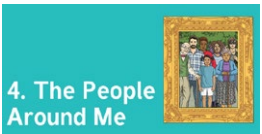


**KS2 Languages National Curriculum**

Children develop accurate pronunciation and intonation so that others understand when they are reading aloud familiar words and phrases.





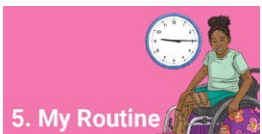

**Children can:**

- a identify individual sounds in words and pronounce accurately when modelled;
- b start to read and recognise the sound of some letter strings in familiar words and pronounce when modelled;
- c adapt intonation to ask questions or give instructions; identify differences between Spanish and English punctuation;
- d show awareness of accents; begin to pronounce words accordingly.

**Year 3**

 <p>1. Meet and Greet</p>						 <p>2. My Body</p>						 <p>3. Time to Eat</p>						 <p>4. The People Around Me</p>						 <p>5. All About School</p>						 <p>6. Tell Me When</p>					
Lesson Number:						Lesson Number:						Lesson Number:						Lesson Number:						Lesson Number:											
1	2	3	4	5	6	1	2	3	4	5	6	1	2	3	4	5	6	1	2	3	4	5	6	1	2	3	4	5	6	1	2	3	4	5	6
a	a	a	a	a	a	a	a	a	a	a	a	a	a	a	a	a	a	a	a	a	a	a	a	a	a	a	a	a	a	a	a	a	a	a	a
b	b	b	b	b	b	b	b	b	b	b	b	b	b	b	b	b	b	b	b	b	b	b	b	b	b	b	b	b	b	b	b	b	b	b	b
c	c	c	c	c	c	c	c	c	c	c	c	c	c	c	c	c	c	c	c	c	c	c	c	c	c	c	c	c	c	c	c	c	c	c	c
d	d	d	d	d	d	d	d	d	d	d	d	d	d	d	d	d	d	d	d	d	d	d	d	d	d	d	d	d	d	d	d	d	d	d	d

**Year 4**

 <p>1. My Town</p>						 <p>2. Let's Go!</p>						 <p>3. Shopping</p>						 <p>4. The Wider World</p>						 <p>5. My Routine</p>						 <p>6. Free Time</p>					
Lesson Number:						Lesson Number:						Lesson Number:						Lesson Number:						Lesson Number:											
1	2	3	4	5	6	1	2	3	4	5	6	1	2	3	4	5	6	1	2	3	4	5	6	1	2	3	4	5	6	1	2	3	4	5	6
a	a	a	a	a	a	a	a	a	a	a	a	a	a	a	a	a	a	a	a	a	a	a	a	a	a	a	a	a	a	a	a	a	a	a	a
b	b	b	b	b	b	b	b	b	b	b	b	b	b	b	b	b	b	b	b	b	b	b	b	b	b	b	b	b	b	b	b	b	b	b	b
c	c	c	c	c	c	c	c	c	c	c	c	c	c	c	c	c	c	c	c	c	c	c	c	c	c	c	c	c	c	c	c	c	c	c	c
d	d	d	d	d	d	d	d	d	d	d	d	d	d	d	d	d	d	d	d	d	d	d	d	d	d	d	d	d	d	d	d	d	d	d	d

Reading and Writing/Literacy

LKS2










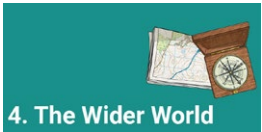


UKS2

**KS2 Languages National Curriculum**

Children write phrases from memory, and adapt these to create new sentences, to express ideas clearly.

**Children can:**

- a write single familiar words from memory with understandable accuracy;
- b write familiar short phrases from memory with understandable accuracy;
- c replace familiar vocabulary in short phrases written from memory to create new short phrases.

Year 3																																			
<div style="display: flex; justify-content: space-between;"> <div style="width: 15%;">  <p><b>1. Meet and Greet</b></p> </div> <div style="width: 15%;">  <p><b>2. My Body</b></p> </div> <div style="width: 15%;">  <p><b>3. Time to Eat</b></p> </div> <div style="width: 15%;">  <p><b>4. The People Around Me</b></p> </div> <div style="width: 15%;">  <p><b>5. All About School</b></p> </div> <div style="width: 15%;">  <p><b>6. Tell Me When</b></p> </div> </div>																																			
<b>Lesson Number:</b>																																			
1	2	3	4	5	6	1	2	3	4	5	6	1	2	3	4	5	6	1	2	3	4	5	6	1	2	3	4	5	6	1	2	3	4	5	6
a	a	a	a	a	a	a	a	a	a	a	a	a	a	a	a	a	a	a	a	a	a	a	a	a	a	a	a	a	a	a	a	a	a	a	a
b	b	b	b	b	b	b	b	b	b	b	b	b	b	b	b	b	b	b	b	b	b	b	b	b	b	b	b	b	b	b	b	b	b	b	b
c	c	c	c	c	c	c	c	c	c	c	c	c	c	c	c	c	c	c	c	c	c	c	c	c	c	c	c	c	c	c	c	c	c	c	c
Year 4																																			
<div style="display: flex; justify-content: space-between;"> <div style="width: 15%;">  <p><b>1. My Town</b></p> </div> <div style="width: 15%;">  <p><b>2. Let's Go!</b></p> </div> <div style="width: 15%;">  <p><b>3. Shopping</b></p> </div> <div style="width: 15%;">  <p><b>4. The Wider World</b></p> </div> <div style="width: 15%;">  <p><b>5. My Routine</b></p> </div> <div style="width: 15%;">  <p><b>6. Free Time</b></p> </div> </div>																																			
<b>Lesson Number:</b>																																			
1	2	3	4	5	6	1	2	3	4	5	6	1	2	3	4	5	6	1	2	3	4	5	6	1	2	3	4	5	6	1	2	3	4	5	6
a	a	a	a	a	a	a	a	a	a	a	a	a	a	a	a	a	a	a	a	a	a	a	a	a	a	a	a	a	a	a	a	a	a	a	a
b	b	b	b	b	b	b	b	b	b	b	b	b	b	b	b	b	b	b	b	b	b	b	b	b	b	b	b	b	b	b	b	b	b	b	b
c	c	c	c	c	c	c	c	c	c	c	c	c	c	c	c	c	c	c	c	c	c	c	c	c	c	c	c	c	c	c	c	c	c	c	c

Reading and Writing/Literacy

LKS2

UKS2







**KS2 Languages National Curriculum**

Children describe people, places, things and actions in writing.





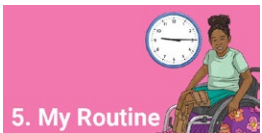

**Children can:**

- a copy simple familiar words to describe people, places, things and actions using a model;
- b write a simple phrase that may contain an adjective to describe people, places, things and actions using a language scaffold;
- c write one or two simple sentences that may contain an adjective to describe people, places, things and actions.

**Year 3**

 <p><b>1. Meet and Greet</b></p> <p>Lesson Number:</p>							 <p><b>2. My Body</b></p> <p>Lesson Number:</p>							 <p><b>3. Time to Eat</b></p> <p>Lesson Number:</p>							 <p><b>4. The People Around Me</b></p> <p>Lesson Number:</p>							 <p><b>5. All About School</b></p> <p>Lesson Number:</p>							 <p><b>6. Tell Me When</b></p> <p>Lesson Number:</p>						
1	2	3	4	5	6	1	2	3	4	5	6	1	2	3	4	5	6	1	2	3	4	5	6	1	2	3	4	5	6	1	2	3	4	5	6						
a	a	a	a	a	a	a	a	a	a	a	a	a	a	a	a	a	a	a	a	a	a	a	a	a	a	a	a	a	a	a	a	a	a	a	a						
b	b	b	b	b	b	b	b	b	b	b	b	b	b	b	b	b	b	b	b	b	b	b	b	b	b	b	b	b	b	b	b	b	b	b	b						
c	c	c	c	c	c	c	c	c	c	c	c	c	c	c	c	c	c	c	c	c	c	c	c	c	c	c	c	c	c	c	c	c	c	c	c						

**Year 4**

 <p><b>1. My Town</b></p> <p>Lesson Number:</p>							 <p><b>2. Let's Go!</b></p> <p>Lesson Number:</p>							 <p><b>3. Shopping</b></p> <p>Lesson Number:</p>							 <p><b>4. The Wider World</b></p> <p>Lesson Number:</p>							 <p><b>5. My Routine</b></p> <p>Lesson Number:</p>							 <p><b>6. Free Time</b></p> <p>Lesson Number:</p>						
1	2	3	4	5	6	1	2	3	4	5	6	1	2	3	4	5	6	1	2	3	4	5	6	1	2	3	4	5	6	1	2	3	4	5	6						
a	a	a	a	a	a	a	a	a	a	a	a	a	a	a	a	a	a	a	a	a	a	a	a	a	a	a	a	a	a	a	a	a	a	a	a						
b	b	b	b	b	b	b	b	b	b	b	b	b	b	b	b	b	b	b	b	b	b	b	b	b	b	b	b	b	b	b	b	b	b	b	b						
c	c	c	c	c	c	c	c	c	c	c	c	c	c	c	c	c	c	c	c	c	c	c	c	c	c	c	c	c	c	c	c	c	c	c	c						

Stories, Songs, Poems and Rhymes

LKS2







UKS2

**KS2 Languages National Curriculum**




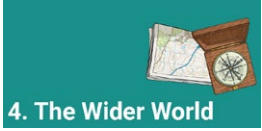


Children explore the patterns and sounds of language through songs and rhymes and link the spelling, sound and meaning of words.

**Children can:**

- a listen and identify specific words in songs and rhymes and demonstrate understanding;
- b listen and identify specific phrases in songs and rhymes and demonstrate understanding.

Year 3					
 <p>1. Meet and Greet</p> <p>Lesson Number:</p>	 <p>2. My Body</p> <p>Lesson Number:</p>	 <p>3. Time to Eat</p> <p>Lesson Number:</p>	 <p>4. The People Around Me</p> <p>Lesson Number:</p>	 <p>5. All About School</p> <p>Lesson Number:</p>	 <p>6. Tell Me When</p> <p>Lesson Number:</p>
1 2 3 4 5 6	1 2 3 4 5 6	1 2 3 4 5 6	1 2 3 4 5 6	1 2 3 4 5 6	1 2 3 4 5 6
a a a a a a	a a a a a a	a a a a a a	a a a a a a	a a a a a a	a a a a a a
b b b b b b	b b b b b b	b b b b b b	b b b b b b	b b b b b b	b b b b b b
a a a a a a	a a a a a a	a a a a a a	a a a a a a	a a a a a a	a a a a a a
b b b b b b	b b b b b b	b b b b b b	b b b b b b	b b b b b b	b b b b b b

Year 4					
 <p>1. My Town</p> <p>Lesson Number:</p>	 <p>2. Let's Go!</p> <p>Lesson Number:</p>	 <p>3. Shopping</p> <p>Lesson Number:</p>	 <p>4. The Wider World</p> <p>Lesson Number:</p>	 <p>5. My Routine</p> <p>Lesson Number:</p>	 <p>6. Free Time</p> <p>Lesson Number:</p>
1 2 3 4 5 6	1 2 3 4 5 6	1 2 3 4 5 6	1 2 3 4 5 6	1 2 3 4 5 6	1 2 3 4 5 6
a a a a a a	a a a a a a	a a a a a a	a a a a a a	a a a a a a	a a a a a a
b b b b b b	b b b b b b	b b b b b b	b b b b b b	b b b b b b	b b b b b b
a a a a a a	a a a a a a	a a a a a a	a a a a a a	a a a a a a	a a a a a a
b b b b b b	b b b b b b	b b b b b b	b b b b b b	b b b b b b	b b b b b b

Stories, Songs, Poems and Rhymes

LKS2










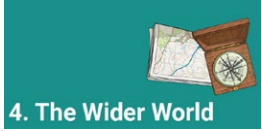


UKS2

**KS2 Languages National Curriculum**

Children appreciate stories, songs, poems and rhymes in the language.

**Children can:**

- a join in with actions to accompany familiar songs, stories and rhymes;
- b join in with words of a song or storytelling.

Year 3																																			
 <p>1. Meet and Greet</p> <p>Lesson Number:</p>	 <p>2. My Body</p> <p>Lesson Number:</p>	 <p>3. Time to Eat</p> <p>Lesson Number:</p>	 <p>4. The People Around Me</p> <p>Lesson Number:</p>	 <p>5. All About School</p> <p>Lesson Number:</p>	 <p>6. Tell Me When</p> <p>Lesson Number:</p>																														
1	2	3	4	5	6	1	2	3	4	5	6	1	2	3	4	5	6	1	2	3	4	5	6	1	2	3	4	5	6	1	2	3	4	5	6
a	a	a	a	a	a	a	a	a	a	a	a	a	a	a	a	a	a	a	a	a	a	a	a	a	a	a	a	a	a	a	a	a	a	a	a
b	b	b	b	b	b	b	b	b	b	b	b	b	b	b	b	b	b	b	b	b	b	b	b	b	b	b	b	b	b	b	b	b	b	b	b
Year 4																																			
 <p>1. My Town</p> <p>Lesson Number:</p>	 <p>2. Let's Go!</p> <p>Lesson Number:</p>	 <p>3. Shopping</p> <p>Lesson Number:</p>	 <p>4. The Wider World</p> <p>Lesson Number:</p>	 <p>5. My Routine</p> <p>Lesson Number:</p>	 <p>6. Free Time</p> <p>Lesson Number:</p>																														
1	2	3	4	5	6	1	2	3	4	5	6	1	2	3	4	5	6	1	2	3	4	5	6	1	2	3	4	5	6	1	2	3	4	5	6
a	a	a	a	a	a	a	a	a	a	a	a	a	a	a	a	a	a	a	a	a	a	a	a	a	a	a	a	a	a	a	a	a	a	a	a
b	b	b	b	b	b	b	b	b	b	b	b	b	b	b	b	b	b	b	b	b	b	b	b	b	b	b	b	b	b	b	b	b	b	b	b

**KS2 Languages National Curriculum**

Children understand basic grammar appropriate to the language being studied, including (where relevant): feminine, masculine and neuter forms and the conjugation of high frequency verbs; key features and patterns of the language; how to apply these, for instance, to build sentences; and how these differ from or are similar to English.

**Children can:**

- a** show awareness of word classes – nouns, adjectives, verbs and connectives and be aware of similarities in English;
- b** name the gender of nouns; name the indefinite and definite articles for both genders and use correctly; say how to make the plural form of nouns;
- c** use the correct form of some regular and high frequency verbs in the present tense in first and second person; compare with English;
- d** use the present tense of some high frequency verbs in the third person singular;
- e** use a simple negative form;
- f** show awareness of the position and masculine/feminine agreement of adjectives and start to demonstrate use;
- g** recognise and use the first person possessive determiners (mi, mis);
- h** recognise a high frequency verb in the past tense or in the simple future tense and use as a set phrase;
- i** conjugate a high frequency verb (ir – to go) in the present tense; show awareness of subject-verb agreement;
- j** use simple prepositions in their sentences;
- k** use the verb 'ser' in the present tense in the third person singular and plural;
- l** use the present tense of the verb 'estar' in a set phrase to introduce singular and plural nouns;
- m** use the present tense of the verb 'gustar' in the first person singular with singular and plural nouns.

Grammar

LKS2

UKS2

Year 3



1. Meet and Greet

Lesson Number:

1	2	3	4	5	6
a	a	a	a	a	a
b	b	b	b	b	b
c	c	c	c	c	c
d	d	d	d	d	d
e	e	e	e	e	e
f	f	f	f	f	f
g	g	g	g	g	g
h	h	h	h	h	h
i	i	i	i	i	i
j	j	j	j	j	j
k	k	k	k	k	k
l	l	l	l	l	l
m	m	m	m	m	m



2. My Body

Lesson Number:

1	2	3	4	5	6
a	a	a	a	a	a
b	b	b	b	b	b
c	c	c	c	c	c
d	d	d	d	d	d
e	e	e	e	e	e
f	f	f	f	f	f
g	g	g	g	g	g
h	h	h	h	h	h
i	i	i	i	i	i
j	j	j	j	j	j
k	k	k	k	k	k
l	l	l	l	l	l
m	m	m	m	m	m



3. Time to Eat

Lesson Number:

1	2	3	4	5	6
a	a	a	a	a	a
b	b	b	b	b	b
c	c	c	c	c	c
d	d	d	d	d	d
e	e	e	e	e	e
f	f	f	f	f	f
g	g	g	g	g	g
h	h	h	h	h	h
i	i	i	i	i	i
j	j	j	j	j	j
k	k	k	k	k	k
l	l	l	l	l	l
m	m	m	m	m	m



4. The People Around Me

Lesson Number:

1	2	3	4	5	6
a	a	a	a	a	a
b	b	b	b	b	b
c	c	c	c	c	c
d	d	d	d	d	d
e	e	e	e	e	e
f	f	f	f	f	f
g	g	g	g	g	g
h	h	h	h	h	h
i	i	i	i	i	i
j	j	j	j	j	j
k	k	k	k	k	k
l	l	l	l	l	l
m	m	m	m	m	m



5. All About School

Lesson Number:

1	2	3	4	5	6
a	a	a	a	a	a
b	b	b	b	b	b
c	c	c	c	c	c
d	d	d	d	d	d
e	e	e	e	e	e
f	f	f	f	f	f
g	g	g	g	g	g
h	h	h	h	h	h
i	i	i	i	i	i
j	j	j	j	j	j
k	k	k	k	k	k
l	l	l	l	l	l
m	m	m	m	m	m



6. Tell Me When

Lesson Number:

1	2	3	4	5	6
a	a	a	a	a	a
b	b	b	b	b	b
c	c	c	c	c	c
d	d	d	d	d	d
e	e	e	e	e	e
f	f	f	f	f	f
g	g	g	g	g	g
h	h	h	h	h	h
i	i	i	i	i	i
j	j	j	j	j	j
k	k	k	k	k	k
l	l	l	l	l	l
m	m	m	m	m	m



1. My Town

Lesson Number:



2. Let's Go!

Lesson Number:



3. Shopping

Lesson Number:



4. The Wider World

Lesson Number:



5. My Routine

Lesson Number:



6. Free Time

Lesson Number:

1. My Town						2. Let's Go!						3. Shopping						4. The Wider World						5. My Routine						6. Free Time					
1	2	3	4	5	6	1	2	3	4	5	6	1	2	3	4	5	6	1	2	3	4	5	6	1	2	3	4	5	6	1	2	3	4	5	6
a	a	a	a	a	a	a	a	a	a	a	a	a	a	a	a	a	a	a	a	a	a	a	a	a	a	a	a	a	a	a	a	a	a	a	a
b	b	b	b	b	b	b	b	b	b	b	b	b	b	b	b	b	b	b	b	b	b	b	b	b	b	b	b	b	b	b	b	b	b	b	b
c	c	c	c	c	c	c	c	c	c	c	c	c	c	c	c	c	c	c	c	c	c	c	c	c	c	c	c	c	c	c	c	c	c	c	c
d	d	d	d	d	d	d	d	d	d	d	d	d	d	d	d	d	d	d	d	d	d	d	d	d	d	d	d	d	d	d	d	d	d	d	d
e	e	e	e	e	e	e	e	e	e	e	e	e	e	e	e	e	e	e	e	e	e	e	e	e	e	e	e	e	e	e	e	e	e	e	e
f	f	f	f	f	f	f	f	f	f	f	f	f	f	f	f	f	f	f	f	f	f	f	f	f	f	f	f	f	f	f	f	f	f	f	f
g	g	g	g	g	g	g	g	g	g	g	g	g	g	g	g	g	g	g	g	g	g	g	g	g	g	g	g	g	g	g	g	g	g	g	g
h	h	h	h	h	h	h	h	h	h	h	h	h	h	h	h	h	h	h	h	h	h	h	h	h	h	h	h	h	h	h	h	h	h	h	h
i	i	i	i	i	i	i	i	i	i	i	i	i	i	i	i	i	i	i	i	i	i	i	i	i	i	i	i	i	i	i	i	i	i	i	i
j	j	j	j	j	j	j	j	j	j	j	j	j	j	j	j	j	j	j	j	j	j	j	j	j	j	j	j	j	j	j	j	j	j	j	j
k	k	k	k	k	k	k	k	k	k	k	k	k	k	k	k	k	k	k	k	k	k	k	k	k	k	k	k	k	k	k	k	k	k	k	k
l	l	l	l	l	l	l	l	l	l	l	l	l	l	l	l	l	l	l	l	l	l	l	l	l	l	l	l	l	l	l	l	l	l	l	l
m	m	m	m	m	m	m	m	m	m	m	m	m	m	m	m	m	m	m	m	m	m	m	m	m	m	m	m	m	m	m	m	m	m	m	m

Listening and Speaking/Oracy

LKS2

UKS2

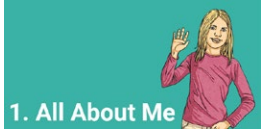
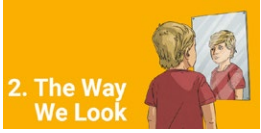




**KS2 Languages National Curriculum**

Children can listen attentively to spoken language and show understanding by joining in and responding.






**Children can:**

- a listen and show understanding of simple sentences containing familiar words through actions;
- b listen and understand the main points from short, spoken material in Spanish;
- c listen and understand the main points and some detail from short, spoken material in Spanish.

**Year 5**

 <p><b>1. All About Me</b></p> <p>Lesson Number:</p>						 <p><b>2. The Way We Look</b></p> <p>Lesson Number:</p>						 <p><b>3. Eating Out</b></p> <p>Lesson Number:</p>						 <p><b>4. My World</b></p> <p>Lesson Number:</p>						 <p><b>5. In the Classroom</b></p> <p>Lesson Number:</p>						 <p><b>6. Our Past</b></p> <p>Lesson Number:</p>					
1	2	3	4	5	6	1	2	3	4	5	6	1	2	3	4	5	6	1	2	3	4	5	6	1	2	3	4	5	6	1	2	3	4	5	6
a	a	a	a	a	a	a	a	a	a	a	a	a	a	a	a	a	a	a	a	a	a	a	a	a	a	a	a	a	a	a	a	a	a	a	a
b	b	b	b	b	b	b	b	b	b	b	b	b	b	b	b	b	b	b	b	b	b	b	b	b	b	b	b	b	b	b	b	b	b	b	b
c	c	c	c	c	c	c	c	c	c	c	c	c	c	c	c	c	c	c	c	c	c	c	c	c	c	c	c	c	c	c	c	c	c	c	c

**Year 6**

 <p><b>1. Exploring a Spanish Town</b></p> <p>Lesson Number:</p>						 <p><b>2. At the Shops</b></p> <p>Lesson Number:</p>						 <p><b>3. Discovering Spain</b></p> <p>Lesson Number:</p>						 <p><b>4. At What Time?</b></p> <p>Lesson Number:</p>						 <p><b>5. Our Wonderful World</b></p> <p>Lesson Number:</p>						<p>Lesson Number:</p>					
1	2	3	4	5	6	1	2	3	4	5	6	1	2	3	4	5	6	1	2	3	4	5	6	1	2	3	4	5	6	1	2	3	4	5	6
a	a	a	a	a	a	a	a	a	a	a	a	a	a	a	a	a	a	a	a	a	a	a	a	a	a	a	a	a	a	a	a	a	a	a	a
b	b	b	b	b	b	b	b	b	b	b	b	b	b	b	b	b	b	b	b	b	b	b	b	b	b	b	b	b	b	b	b	b	b	b	b
c	c	c	c	c	c	c	c	c	c	c	c	c	c	c	c	c	c	c	c	c	c	c	c	c	c	c	c	c	c	c	c	c	c	c	c

Listening and Speaking/Oracy

LKS2

UKS2







**KS2 Languages National Curriculum**

Children engage in conversation; ask and answer questions; express opinions and respond to those of others; seek clarification and help.






**Children can:**

- a engage in a short conversation using a range of simple, familiar questions;
- b ask and answer more complex questions with a scaffold of responses;
- c express a wider range of opinions and begin to provide simple justification;
- d converse briefly without prompts.

**Year 5**

 <p><b>1. All About Me</b></p>						 <p><b>2. The Way We Look</b></p>						 <p><b>3. Eating Out</b></p>						 <p><b>4. My World</b></p>						 <p><b>5. In the Classroom</b></p>						 <p><b>6. Our Past</b></p>					
Lesson Number:						Lesson Number:						Lesson Number:						Lesson Number:						Lesson Number:											
1	2	3	4	5	6	1	2	3	4	5	6	1	2	3	4	5	6	1	2	3	4	5	6	1	2	3	4	5	6	1	2	3	4	5	6
(a)	(a)	a	(a)	(a)	(a)	(a)	a	(a)	a	(a)	(a)	a	a	a	a	a	(a)	a	a	a	(a)	a	a	a	a	(a)	(a)	(a)	(a)	(a)	(a)	a	(a)	(a)	a
(b)	b	(b)	(b)	(b)	b	b	b	b	b	b	b	(b)	(b)	(b)	b	b	(b)	b	b	(b)	(b)	b	b	b	b	b	(b)	b	(b)	b	b	(b)	(b)	(b)	(b)
c	(c)	c	c	c	c	c	c	c	c	c	c	c	c	c	c	(c)	c	c	c	(c)	c	c	(c)	c	c	(c)	c	c	c	c	c	c	c	c	c
(d)	d	(d)	d	d	d	d	d	d	d	d	d	(d)	d	d	(d)	d	d	d	d	d	(d)	d	d	d	d	d	d	d	d	d	d	(d)	d	d	d

**Year 6**

 <p><b>1. Exploring a Spanish Town</b></p>						 <p><b>2. At the Shops</b></p>						 <p><b>3. Discovering Spain</b></p>						 <p><b>4. At What Time?</b></p>						 <p><b>5. Our Wonderful World</b></p>											
Lesson Number:						Lesson Number:						Lesson Number:						Lesson Number:						Lesson Number:											
1	2	3	4	5	6	1	2	3	4	5	6	1	2	3	4	5	6	1	2	3	4	5	6	1	2	3	4	5	6	1	2	3	4	5	6
(a)	a	(a)	a	a	a	(a)	(a)	a	(a)	(a)	(a)	a	(a)	a	(a)	a	(a)	(a)	(a)	a	a	a	(a)	(a)	(a)	a	(a)	a	a	a	a	a	a	a	a
b	b	(b)	b	b	b	(b)	(b)	(b)	(b)	(b)	(b)	b	(b)	b	(b)	b	(b)	b	(b)	b	b	b	b	(b)	(b)	b	(b)	b	b	b	b	b	b	b	b
c	c	c	c	(c)	(c)	c	c	c	c	c	c	c	c	c	c	c	c	c	c	c	c	c	c	(c)	(c)	(c)	(c)	(c)	(c)	c	c	c	c	c	c
(d)	(d)	d	d	d	(d)	(d)	(d)	(d)	(d)	d	(d)	d	d	d	d	d	d	(d)	(d)	d	d	d	d	(d)	(d)	d	d	d	d	d	d	d	d	d	d

Listening and Speaking/Oracy

LKS2

UKS2

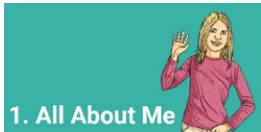
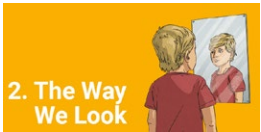
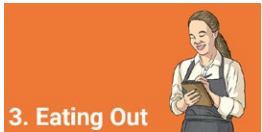



**KS2 Languages National Curriculum**

Children speak in sentences, using familiar vocabulary, phrases and basic language structures.






**Children can:**

- a say a longer sentence using familiar language;
- b use familiar vocabulary to say several longer sentences using a language scaffold;
- c refer to everyday activities and interests, recent experiences and future plans;
- d vary language and produce extended responses.

**Year 5**

 <p>1. All About Me</p>						 <p>2. The Way We Look</p>						 <p>3. Eating Out</p>						 <p>4. My World</p>						 <p>5. In the Classroom</p>						 <p>6. Our Past</p>					
Lesson Number:						Lesson Number:						Lesson Number:						Lesson Number:						Lesson Number:											
1	2	3	4	5	6	1	2	3	4	5	6	1	2	3	4	5	6	1	2	3	4	5	6	1	2	3	4	5	6	1	2	3	4	5	6
a	a	a	a	a	a	a	a	a	a	a	a	a	a	a	a	a	a	a	a	a	a	a	a	a	a	a	a	a	a	a	a	a	a	a	a
b	b	b	b	b	b	b	b	b	b	b	b	b	b	b	b	b	b	b	b	b	b	b	b	b	b	b	b	b	b	b	b	b	b	b	b
c	c	c	c	c	c	c	c	c	c	c	c	c	c	c	c	c	c	c	c	c	c	c	c	c	c	c	c	c	c	c	c	c	c	c	c
d	d	d	d	d	d	d	d	d	d	d	d	d	d	d	d	d	d	d	d	d	d	d	d	d	d	d	d	d	d	d	d	d	d	d	d

**Year 6**

 <p>1. Exploring a Spanish Town</p>						 <p>2. At the Shops</p>						 <p>3. Discovering Spain</p>						 <p>4. At What Time?</p>						 <p>5. Our Wonderful World</p>						Lesson Number:					
Lesson Number:						Lesson Number:						Lesson Number:						Lesson Number:						Lesson Number:											
1	2	3	4	5	6	1	2	3	4	5	6	1	2	3	4	5	6	1	2	3	4	5	6	1	2	3	4	5	6	1	2	3	4	5	6
a	a	a	a	a	a	a	a	a	a	a	a	a	a	a	a	a	a	a	a	a	a	a	a	a	a	a	a	a	a	a	a	a	a	a	a
b	b	b	b	b	b	b	b	b	b	b	b	b	b	b	b	b	b	b	b	b	b	b	b	b	b	b	b	b	b	b	b	b	b	b	b
c	c	c	c	c	c	c	c	c	c	c	c	c	c	c	c	c	c	c	c	c	c	c	c	c	c	c	c	c	c	c	c	c	c	c	c
d	d	d	d	d	d	d	d	d	d	d	d	d	d	d	d	d	d	d	d	d	d	d	d	d	d	d	d	d	d	d	d	d	d	d	d

Listening and Speaking/Oracy

LKS2

UKS2

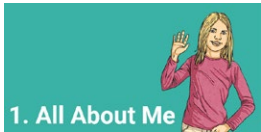
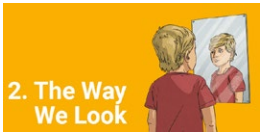
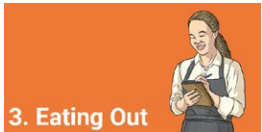



**KS2 Languages National Curriculum**

Children develop accurate pronunciation and intonation so that others understand when they are using familiar words and phrases.






**Children can:**

- a pronounce familiar words accurately using knowledge of letter string sounds to support, observing silent letter rules;
- b appreciate the impact of accents and contractions on sound and apply increasingly confidently when pronouncing words;
- c start to predict the pronunciation of unfamiliar words in a sentence using knowledge of letter strings, liaison and silent letter rules;
- d adapt intonation, for example to mark questions and exclamations.

Year 5

 <p>1. All About Me</p>						 <p>2. The Way We Look</p>						 <p>3. Eating Out</p>						 <p>4. My World</p>						 <p>5. In the Classroom</p>						 <p>6. Our Past</p>					
Lesson Number:						Lesson Number:						Lesson Number:						Lesson Number:						Lesson Number:											
1	2	3	4	5	6	1	2	3	4	5	6	1	2	3	4	5	6	1	2	3	4	5	6	1	2	3	4	5	6	1	2	3	4	5	6
a	a	a	a	a	a	a	a	a	a	a	a	a	a	a	a	a	a	a	a	a	a	a	a	a	a	a	a	a	a	a	a	a	a	a	a
b	b	b	b	b	b	b	b	b	b	b	b	b	b	b	b	b	b	b	b	b	b	b	b	b	b	b	b	b	b	b	b	b	b	b	b
c	c	c	c	c	c	c	c	c	c	c	c	c	c	c	c	c	c	c	c	c	c	c	c	c	c	c	c	c	c	c	c	c	c	c	c
d	d	d	d	d	d	d	d	d	d	d	d	d	d	d	d	d	d	d	d	d	d	d	d	d	d	d	d	d	d	d	d	d	d	d	d

Year 6

 <p>1. Exploring a Spanish Town</p>						 <p>2. At the Shops</p>						 <p>3. Discovering Spain</p>						 <p>4. At What Time?</p>						 <p>5. Our Wonderful World</p>											
Lesson Number:						Lesson Number:						Lesson Number:						Lesson Number:						Lesson Number:											
1	2	3	4	5	6	1	2	3	4	5	6	1	2	3	4	5	6	1	2	3	4	5	6	1	2	3	4	5	6	1	2	3	4	5	6
a	a	a	a	a	a	a	a	a	a	a	a	a	a	a	a	a	a	a	a	a	a	a	a	a	a	a	a	a	a	a	a	a	a	a	a
b	b	b	b	b	b	b	b	b	b	b	b	b	b	b	b	b	b	b	b	b	b	b	b	b	b	b	b	b	b	b	b	b	b	b	b
c	c	c	c	c	c	c	c	c	c	c	c	c	c	c	c	c	c	c	c	c	c	c	c	c	c	c	c	c	c	c	c	c	c	c	c
d	d	d	d	d	d	d	d	d	d	d	d	d	d	d	d	d	d	d	d	d	d	d	d	d	d	d	d	d	d	d	d	d	d	d	d

Listening and Speaking/Oracy

LKS2

UKS2

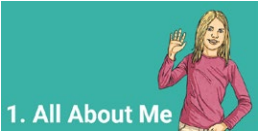





**KS2 Languages National Curriculum**

Children present ideas and information orally to a range of audiences.






**Children can:**

- a manipulate familiar language to present ideas and information in simple sentences;
- b present a range of ideas and information, using prompts, to a partner or a small group of people;
- c present a range of ideas and information, without prompts, to a partner or a group of people.

**Year 5**

 <p><b>1. All About Me</b></p> <p>Lesson Number:</p>						 <p><b>2. The Way We Look</b></p> <p>Lesson Number:</p>						 <p><b>3. Eating Out</b></p> <p>Lesson Number:</p>						 <p><b>4. My World</b></p> <p>Lesson Number:</p>						 <p><b>5. In the Classroom</b></p> <p>Lesson Number:</p>						 <p><b>6. Our Past</b></p> <p>Lesson Number:</p>					
1	2	3	4	5	6	1	2	3	4	5	6	1	2	3	4	5	6	1	2	3	4	5	6	1	2	3	4	5	6	1	2	3	4	5	6
(a)	(a)	(a)	(a)	(a)	(a)	a	a	a	a	(a)	(a)	a	(a)	a	a	(a)	a	(a)	a	a	(a)	a	a	(a)	(a)	a	(a)	(a)	a	(a)	(a)	(a)	(a)	a	a
(b)	(b)	(b)	(b)	(b)	(b)	(b)	(b)	(b)	(b)	b	b	(b)	(b)	(b)	(b)	(b)	(b)	b	b	(b)	(b)	b	(b)	(b)	b	(b)	(b)	b	(b)	b	(b)	(b)	(b)	(b)	(b)
c	c	c	c	(c)	c	(c)	c	c	c	c	c	c	c	(c)	(c)	c	c	c	c	c	c	c	c	(c)	c	c	c	c	c	c	c	c	c	c	c

**Year 6**

 <p><b>1. Exploring a Spanish Town</b></p> <p>Lesson Number:</p>						 <p><b>2. At the Shops</b></p> <p>Lesson Number:</p>						 <p><b>3. Discovering Spain</b></p> <p>Lesson Number:</p>						 <p><b>4. At What Time?</b></p> <p>Lesson Number:</p>						 <p><b>5. Our Wonderful World</b></p> <p>Lesson Number:</p>						<p>Lesson Number:</p>					
1	2	3	4	5	6	1	2	3	4	5	6	1	2	3	4	5	6	1	2	3	4	5	6	1	2	3	4	5	6	1	2	3	4	5	6
(a)	(a)	(a)	(a)	(a)	(a)	(a)	(a)	(a)	(a)	(a)	(a)	(a)	(a)	(a)	(a)	a	(a)	(a)	(a)	(a)	(a)	(a)	(a)	(a)	(a)	(a)	(a)	(a)	(a)	a	a	a	a	a	a
(b)	(b)	(b)	(b)	(b)	(b)	(b)	(b)	(b)	(b)	(b)	(b)	(b)	(b)	(b)	(b)	b	(b)	(b)	(b)	(b)	(b)	(b)	(b)	(b)	(b)	b	(b)	(b)	(b)	b	b	b	b	b	b
c	c	c	c	(c)	(c)	(c)	c	(c)	c	c	(c)	(c)	(c)	(c)	c	c	c	c	(c)	c	(c)	c	c	(c)	(c)	(c)	(c)	c	c	c	c	c	c	c	c

Listening and Speaking/Oracy

LKS2

UKS2

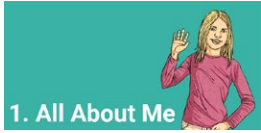
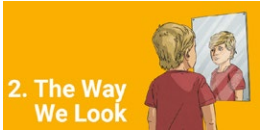




**KS2 Languages National Curriculum**

Children describe people, places, things and actions orally.


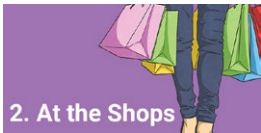



**Children can:**

- a say several simple sentences containing adjectives to describe people, places, things and actions using a language scaffold;
- b manipulate familiar language to describe people, places, things and actions, maybe using a dictionary;
- c use a wider range of descriptive language in their descriptions of people, places, things and actions.

**Year 5**

 <p><b>1. All About Me</b></p>						 <p><b>2. The Way We Look</b></p>						 <p><b>3. Eating Out</b></p>						 <p><b>4. My World</b></p>						 <p><b>5. In the Classroom</b></p>						 <p><b>6. Our Past</b></p>					
Lesson Number:						Lesson Number:						Lesson Number:						Lesson Number:						Lesson Number:											
1	2	3	4	5	6	1	2	3	4	5	6	1	2	3	4	5	6	1	2	3	4	5	6	1	2	3	4	5	6	1	2	3	4	5	6
a	a	a	a	a	a	a	a	a	a	a	a	a	a	a	a	a	a	a	a	a	a	a	a	a	a	a	a	a	a	a	a	a	a	a	a
b	b	b	b	b	b	b	b	b	b	b	b	b	b	b	b	b	b	b	b	b	b	b	b	b	b	b	b	b	b	b	b	b	b	b	b
c	c	c	c	c	c	c	c	c	c	c	c	c	c	c	c	c	c	c	c	c	c	c	c	c	c	c	c	c	c	c	c	c	c	c	c

**Year 6**

 <p><b>1. Exploring a Spanish Town</b></p>						 <p><b>2. At the Shops</b></p>						 <p><b>3. Discovering Spain</b></p>						 <p><b>4. At What Time?</b></p>						 <p><b>5. Our Wonderful World</b></p>						<p><b>Lesson Number:</b></p>					
Lesson Number:						Lesson Number:						Lesson Number:						Lesson Number:						Lesson Number:											
1	2	3	4	5	6	1	2	3	4	5	6	1	2	3	4	5	6	1	2	3	4	5	6	1	2	3	4	5	6	1	2	3	4	5	6
a	a	a	a	a	a	a	a	a	a	a	a	a	a	a	a	a	a	a	a	a	a	a	a	a	a	a	a	a	a	a	a	a	a	a	a
b	b	b	b	b	b	b	b	b	b	b	b	b	b	b	b	b	b	b	b	b	b	b	b	b	b	b	b	b	b	b	b	b	b	b	b
c	c	c	c	c	c	c	c	c	c	c	c	c	c	c	c	c	c	c	c	c	c	c	c	c	c	c	c	c	c	c	c	c	c	c	c

Reading and Writing/Literacy

LKS2

UKS2

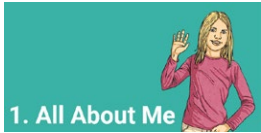





**KS2 Languages National Curriculum**

Children read carefully and show understanding of words, phrases and simple writing.






**Children can:**

- a read and show understanding of simple sentences containing familiar and some unfamiliar language;
- b read and understand the main points from short, written material;
- c read and understand the main points and some detail from short, written material.

**Year 5**

 <p>1. All About Me</p>						 <p>2. The Way We Look</p>						 <p>3. Eating Out</p>						 <p>4. My World</p>						 <p>5. In the Classroom</p>						 <p>6. Our Past</p>					
Lesson Number:						Lesson Number:						Lesson Number:						Lesson Number:						Lesson Number:											
1	2	3	4	5	6	1	2	3	4	5	6	1	2	3	4	5	6	1	2	3	4	5	6	1	2	3	4	5	6	1	2	3	4	5	6
a	a	a	a	a	a	a	a	a	a	a	a	a	a	a	a	a	a	a	a	a	a	a	a	a	a	a	a	a	a	a	a	a	a	a	a
b	b	b	b	b	b	b	b	b	b	b	b	b	b	b	b	b	b	b	b	b	b	b	b	b	b	b	b	b	b	b	b	b	b	b	b
c	c	c	c	c	c	c	c	c	c	c	c	c	c	c	c	c	c	c	c	c	c	c	c	c	c	c	c	c	c	c	c	c	c	c	c

**Year 6**

 <p>1. Exploring a Spanish Town</p>						 <p>2. At the Shops</p>						 <p>3. Discovering Spain</p>						 <p>4. At What Time?</p>						 <p>5. Our Wonderful World</p>											
Lesson Number:						Lesson Number:						Lesson Number:						Lesson Number:						Lesson Number:											
1	2	3	4	5	6	1	2	3	4	5	6	1	2	3	4	5	6	1	2	3	4	5	6	1	2	3	4	5	6	1	2	3	4	5	6
a	a	a	a	a	a	a	a	a	a	a	a	a	a	a	a	a	a	a	a	a	a	a	a	a	a	a	a	a	a	a	a	a	a	a	a
b	b	b	b	b	b	b	b	b	b	b	b	b	b	b	b	b	b	b	b	b	b	b	b	b	b	b	b	b	b	b	b	b	b	b	b
c	c	c	c	c	c	c	c	c	c	c	c	c	c	c	c	c	c	c	c	c	c	c	c	c	c	c	c	c	c	c	c	c	c	c	c

Reading and Writing/Literacy

LKS2

UKS2







**KS2 Languages National Curriculum**

Children broaden their vocabulary and develop their ability to understand new words that are introduced into familiar written material, including through using a dictionary.






**Children can:**

- a use a range of strategies to determine the meaning of new words (links with known language, cognates, etymology, context);
- b use a bilingual dictionary to identify the word class;
- c use a bilingual paper/online dictionary to find the meaning of unfamiliar words and phrases in Spanish and in English.

**Year 5**

 <p><b>1. All About Me</b></p> <p>Lesson Number:</p>						 <p><b>2. The Way We Look</b></p> <p>Lesson Number:</p>						 <p><b>3. Eating Out</b></p> <p>Lesson Number:</p>						 <p><b>4. My World</b></p> <p>Lesson Number:</p>						 <p><b>5. In the Classroom</b></p> <p>Lesson Number:</p>						 <p><b>6. Our Past</b></p> <p>Lesson Number:</p>					
1	2	3	4	5	6	1	2	3	4	5	6	1	2	3	4	5	6	1	2	3	4	5	6	1	2	3	4	5	6	1	2	3	4	5	6
a	a	a	a	a	a	a	a	a	a	a	a	a	a	a	a	a	a	a	a	a	a	a	a	a	a	a	a	a	a	a	a	a	a	a	a
b	b	b	b	b	b	b	b	b	b	b	b	b	b	b	b	b	b	b	b	b	b	b	b	b	b	b	b	b	b	b	b	b	b	b	b
c	c	c	c	c	c	c	c	c	c	c	c	c	c	c	c	c	c	c	c	c	c	c	c	c	c	c	c	c	c	c	c	c	c	c	c

**Year 6**

 <p><b>1. Exploring a Spanish Town</b></p> <p>Lesson Number:</p>						 <p><b>2. At the Shops</b></p> <p>Lesson Number:</p>						 <p><b>3. Discovering Spain</b></p> <p>Lesson Number:</p>						 <p><b>4. At What Time?</b></p> <p>Lesson Number:</p>						 <p><b>5. Our Wonderful World</b></p> <p>Lesson Number:</p>						<p>Lesson Number:</p>					
1	2	3	4	5	6	1	2	3	4	5	6	1	2	3	4	5	6	1	2	3	4	5	6	1	2	3	4	5	6	1	2	3	4	5	6
a	a	a	a	a	a	a	a	a	a	a	a	a	a	a	a	a	a	a	a	a	a	a	a	a	a	a	a	a	a	a	a	a	a	a	a
b	b	b	b	b	b	b	b	b	b	b	b	b	b	b	b	b	b	b	b	b	b	b	b	b	b	b	b	b	b	b	b	b	b	b	b
c	c	c	c	c	c	c	c	c	c	c	c	c	c	c	c	c	c	c	c	c	c	c	c	c	c	c	c	c	c	c	c	c	c	c	c

Reading and Writing/Literacy

LKS2

UKS2

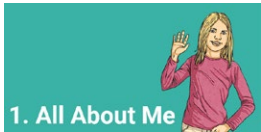
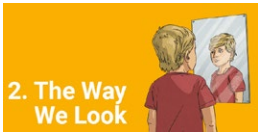




**KS2 Languages National Curriculum**

Children develop accurate pronunciation and intonation so that others understand when they are reading aloud familiar words and phrases.






**Children can:**

- a read and pronounce familiar words accurately using knowledge of letter string sounds to support, observing silent letter rules;
- b appreciate the impact of accents and contractions on sound and apply increasingly confidently when pronouncing words;
- c start to predict the pronunciation of unfamiliar words in a sentence using knowledge of letter strings, liaison and silent letter rules;
- d adapt intonation, for example to mark questions and exclamations in a short, written passage.

**Year 5**

 <p><b>1. All About Me</b></p> <p>Lesson Number:</p>						 <p><b>2. The Way We Look</b></p> <p>Lesson Number:</p>						 <p><b>3. Eating Out</b></p> <p>Lesson Number:</p>						 <p><b>4. My World</b></p> <p>Lesson Number:</p>						 <p><b>5. In the Classroom</b></p> <p>Lesson Number:</p>						 <p><b>6. Our Past</b></p> <p>Lesson Number:</p>					
1	2	3	4	5	6	1	2	3	4	5	6	1	2	3	4	5	6	1	2	3	4	5	6	1	2	3	4	5	6	1	2	3	4	5	6
a	a	a	a	a	a	a	a	a	a	a	a	a	a	a	a	a	a	a	a	a	a	a	a	a	a	a	a	a	a	a	a	a	a	a	a
b	b	b	b	b	b	b	b	b	b	b	b	b	b	b	b	b	b	b	b	b	b	b	b	b	b	b	b	b	b	b	b	b	b	b	b
c	c	c	c	c	c	c	c	c	c	c	c	c	c	c	c	c	c	c	c	c	c	c	c	c	c	c	c	c	c	c	c	c	c	c	c
d	d	d	d	d	d	d	d	d	d	d	d	d	d	d	d	d	d	d	d	d	d	d	d	d	d	d	d	d	d	d	d	d	d	d	d

**Year 6**

 <p><b>1. Exploring a Spanish Town</b></p> <p>Lesson Number:</p>						 <p><b>2. At the Shops</b></p> <p>Lesson Number:</p>						 <p><b>3. Discovering Spain</b></p> <p>Lesson Number:</p>						 <p><b>4. At What Time?</b></p> <p>Lesson Number:</p>						 <p><b>5. Our Wonderful World</b></p> <p>Lesson Number:</p>						<p>Lesson Number:</p>					
1	2	3	4	5	6	1	2	3	4	5	6	1	2	3	4	5	6	1	2	3	4	5	6	1	2	3	4	5	6	1	2	3	4	5	6
a	a	a	a	a	a	a	a	a	a	a	a	a	a	a	a	a	a	a	a	a	a	a	a	a	a	a	a	a	a	a	a	a	a	a	a
b	b	b	b	b	b	b	b	b	b	b	b	b	b	b	b	b	b	b	b	b	b	b	b	b	b	b	b	b	b	b	b	b	b	b	b
c	c	c	c	c	c	c	c	c	c	c	c	c	c	c	c	c	c	c	c	c	c	c	c	c	c	c	c	c	c	c	c	c	c	c	c
d	d	d	d	d	d	d	d	d	d	d	d	d	d	d	d	d	d	d	d	d	d	d	d	d	d	d	d	d	d	d	d	d	d	d	d

Reading and Writing/Literacy

LKS2

UKS2

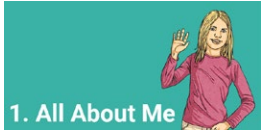
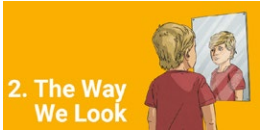




**KS2 Languages National Curriculum**

Children write phrases from memory, and adapt these to create new sentences, to express ideas clearly.


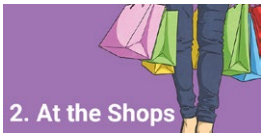



**Children can:**

- a write a simple sentence from memory using familiar language;
- b write several sentences from memory with familiar language with understandable accuracy;
- c replace vocabulary in sentences written from memory to create new sentences with understandable accuracy.

**Year 5**

 <p>1. All About Me</p>						 <p>2. The Way We Look</p>						 <p>3. Eating Out</p>						 <p>4. My World</p>						 <p>5. In the Classroom</p>						 <p>6. Our Past</p>					
Lesson Number:						Lesson Number:						Lesson Number:						Lesson Number:						Lesson Number:											
1	2	3	4	5	6	1	2	3	4	5	6	1	2	3	4	5	6	1	2	3	4	5	6	1	2	3	4	5	6	1	2	3	4	5	6
a	a	a	a	a	a	a	a	a	a	a	a	a	a	a	a	a	a	a	a	a	a	a	a	a	a	a	a	a	a	a	a	a	a	a	a
b	b	b	b	b	b	b	b	b	b	b	b	b	b	b	b	b	b	b	b	b	b	b	b	b	b	b	b	b	b	b	b	b	b	b	b
c	c	c	c	c	c	c	c	c	c	c	c	c	c	c	c	c	c	c	c	c	c	c	c	c	c	c	c	c	c	c	c	c	c	c	c

**Year 6**

 <p>1. Exploring a Spanish Town</p>						 <p>2. At the Shops</p>						 <p>3. Discovering Spain</p>						 <p>4. At What Time?</p>						 <p>5. Our Wonderful World</p>						Lesson Number:					
Lesson Number:						Lesson Number:						Lesson Number:						Lesson Number:						Lesson Number:											
1	2	3	4	5	6	1	2	3	4	5	6	1	2	3	4	5	6	1	2	3	4	5	6	1	2	3	4	5	6	1	2	3	4	5	6
a	a	a	a	a	a	a	a	a	a	a	a	a	a	a	a	a	a	a	a	a	a	a	a	a	a	a	a	a	a	a	a	a	a	a	a
b	b	b	b	b	b	b	b	b	b	b	b	b	b	b	b	b	b	b	b	b	b	b	b	b	b	b	b	b	b	b	b	b	b	b	b
c	c	c	c	c	c	c	c	c	c	c	c	c	c	c	c	c	c	c	c	c	c	c	c	c	c	c	c	c	c	c	c	c	c	c	c

Reading and Writing/Literacy

LKS2

UKS2

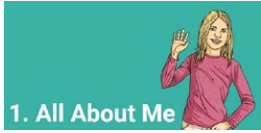
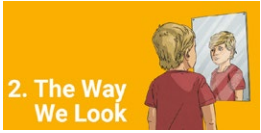




**KS2 Languages National Curriculum**

Children describe people, places, things and actions in writing.


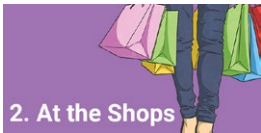



**Children can:**

- a write several simple sentences containing adjectives to describe people, places, things and actions using a language scaffold;
- b manipulate familiar language to describe people, places, things and actions, maybe using a dictionary;
- c use a wider range of descriptive language in their descriptions of people, places, things and actions.

**Year 5**

 <p><b>1. All About Me</b></p> <p>Lesson Number:</p>						 <p><b>2. The Way We Look</b></p> <p>Lesson Number:</p>						 <p><b>3. Eating Out</b></p> <p>Lesson Number:</p>						 <p><b>4. My World</b></p> <p>Lesson Number:</p>						 <p><b>5. In the Classroom</b></p> <p>Lesson Number:</p>						 <p><b>6. Our Past</b></p> <p>Lesson Number:</p>					
1	2	3	4	5	6	1	2	3	4	5	6	1	2	3	4	5	6	1	2	3	4	5	6	1	2	3	4	5	6	1	2	3	4	5	6
a	a	a	a	a	a	a	a	a	a	a	a	a	a	a	a	a	a	a	a	a	a	a	a	a	a	a	a	a	a	a	a	a	a	a	a
b	b	b	b	b	b	b	b	b	b	b	b	b	b	b	b	b	b	b	b	b	b	b	b	b	b	b	b	b	b	b	b	b	b	b	b
c	c	c	c	c	c	c	c	c	c	c	c	c	c	c	c	c	c	c	c	c	c	c	c	c	c	c	c	c	c	c	c	c	c	c	c

**Year 6**

 <p><b>1. Exploring a Spanish Town</b></p> <p>Lesson Number:</p>						 <p><b>2. At the Shops</b></p> <p>Lesson Number:</p>						 <p><b>3. Discovering Spain</b></p> <p>Lesson Number:</p>						 <p><b>4. At What Time?</b></p> <p>Lesson Number:</p>						 <p><b>5. Our Wonderful World</b></p> <p>Lesson Number:</p>						<p>Lesson Number:</p>					
1	2	3	4	5	6	1	2	3	4	5	6	1	2	3	4	5	6	1	2	3	4	5	6	1	2	3	4	5	6	1	2	3	4	5	6
a	a	a	a	a	a	a	a	a	a	a	a	a	a	a	a	a	a	a	a	a	a	a	a	a	a	a	a	a	a	a	a	a	a	a	a
b	b	b	b	b	b	b	b	b	b	b	b	b	b	b	b	b	b	b	b	b	b	b	b	b	b	b	b	b	b	b	b	b	b	b	b
c	c	c	c	c	c	c	c	c	c	c	c	c	c	c	c	c	c	c	c	c	c	c	c	c	c	c	c	c	c	c	c	c	c	c	c

Stories, Songs, Poems and Rhymes

LKS2

UKS2

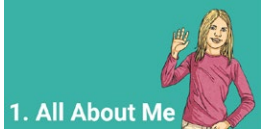
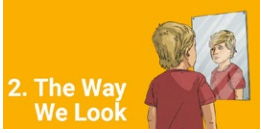




**KS2 Languages National Curriculum**

Children explore the patterns and sounds of language through songs and rhymes and link the spelling, sound and meaning of words.






**Children can:**

- a listen and identify rhyming words and specific sounds in songs and rhymes;
- b follow the text of familiar songs and rhymes, identifying the meaning of words;
- c read the text of familiar songs and rhymes and identify patterns of language and link sound to spelling.

**Year 5**

 <p><b>1. All About Me</b></p> <p>Lesson Number:</p>						 <p><b>2. The Way We Look</b></p> <p>Lesson Number:</p>						 <p><b>3. Eating Out</b></p> <p>Lesson Number:</p>						 <p><b>4. My World</b></p> <p>Lesson Number:</p>						 <p><b>5. In the Classroom</b></p> <p>Lesson Number:</p>						 <p><b>6. Our Past</b></p> <p>Lesson Number:</p>					
1	2	3	4	5	6	1	2	3	4	5	6	1	2	3	4	5	6	1	2	3	4	5	6	1	2	3	4	5	6	1	2	3	4	5	6
a	a	a	a	a	a	a	a	a	a	a	a	a	a	a	a	a	a	a	a	a	a	a	a	a	a	a	a	a	a	a	a	a	a	a	a
b	b	b	b	b	b	b	b	b	b	b	b	b	b	b	b	b	b	b	b	b	b	b	b	b	b	b	b	b	b	b	b	b	b	b	b
c	c	c	c	c	c	c	c	c	c	c	c	c	c	c	c	c	c	c	c	c	c	c	c	c	c	c	c	c	c	c	c	c	c	c	c

**Year 6**

 <p><b>1. Exploring a Spanish Town</b></p> <p>Lesson Number:</p>						 <p><b>2. At the Shops</b></p> <p>Lesson Number:</p>						 <p><b>3. Discovering Spain</b></p> <p>Lesson Number:</p>						 <p><b>4. At What Time?</b></p> <p>Lesson Number:</p>						 <p><b>5. Our Wonderful World</b></p> <p>Lesson Number:</p>						<p>Lesson Number:</p>					
1	2	3	4	5	6	1	2	3	4	5	6	1	2	3	4	5	6	1	2	3	4	5	6	1	2	3	4	5	6	1	2	3	4	5	6
a	a	a	a	a	a	a	a	a	a	a	a	a	a	a	a	a	a	a	a	a	a	a	a	a	a	a	a	a	a	a	a	a	a	a	a
b	b	b	b	b	b	b	b	b	b	b	b	b	b	b	b	b	b	b	b	b	b	b	b	b	b	b	b	b	b	b	b	b	b	b	b
c	c	c	c	c	c	c	c	c	c	c	c	c	c	c	c	c	c	c	c	c	c	c	c	c	c	c	c	c	c	c	c	c	c	c	c

Stories, Songs, Poems and Rhymes

LKS2

UKS2

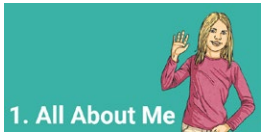
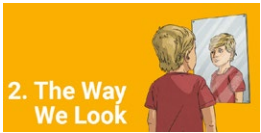




**KS2 Languages National Curriculum**

Children appreciate stories, songs, poems and rhymes in the language.






**Children can:**

- a follow the text of a familiar song or story;
- b follow the text of a familiar song or story and sing or read aloud;
- c understand the gist of an unfamiliar story or song using familiar language and sing or read aloud.

**Year 5**

 <p><b>1. All About Me</b></p> <p>Lesson Number:</p>						 <p><b>2. The Way We Look</b></p> <p>Lesson Number:</p>						 <p><b>3. Eating Out</b></p> <p>Lesson Number:</p>						 <p><b>4. My World</b></p> <p>Lesson Number:</p>						 <p><b>5. In the Classroom</b></p> <p>Lesson Number:</p>						 <p><b>6. Our Past</b></p> <p>Lesson Number:</p>					
1	2	3	4	5	6	1	2	3	4	5	6	1	2	3	4	5	6	1	2	3	4	5	6	1	2	3	4	5	6	1	2	3	4	5	6
a	a	a	a	a	a	a	a	a	a	a	a	a	a	a	a	a	a	a	a	a	a	a	a	a	a	a	a	a	a	a	a	a	a	a	a
b	b	b	b	b	b	b	b	b	b	b	b	b	b	b	b	b	b	b	b	b	b	b	b	b	b	b	b	b	b	b	b	b	b	b	b
c	c	c	c	c	c	c	c	c	c	c	c	c	c	c	c	c	c	c	c	c	c	c	c	c	c	c	c	c	c	c	c	c	c	c	c

**Year 6**

 <p><b>1. Exploring a Spanish Town</b></p> <p>Lesson Number:</p>						 <p><b>2. At the Shops</b></p> <p>Lesson Number:</p>						 <p><b>3. Discovering Spain</b></p> <p>Lesson Number:</p>						 <p><b>4. At What Time?</b></p> <p>Lesson Number:</p>						 <p><b>5. Our Wonderful World</b></p> <p>Lesson Number:</p>						<p>Lesson Number:</p>					
1	2	3	4	5	6	1	2	3	4	5	6	1	2	3	4	5	6	1	2	3	4	5	6	1	2	3	4	5	6	1	2	3	4	5	6
a	a	a	a	a	a	a	a	a	a	a	a	a	a	a	a	a	a	a	a	a	a	a	a	a	a	a	a	a	a	a	a	a	a	a	a
b	b	b	b	b	b	b	b	b	b	b	b	b	b	b	b	b	b	b	b	b	b	b	b	b	b	b	b	b	b	b	b	b	b	b	b
c	c	c	c	c	c	c	c	c	c	c	c	c	c	c	c	c	c	c	c	c	c	c	c	c	c	c	c	c	c	c	c	c	c	c	c

## Grammar

LKS2

UKS2

**KS2 History National Curriculum**

Children understand basic grammar appropriate to the language being studied, including (where relevant): feminine, masculine and neuter forms and the conjugation of high frequency verbs; key features and patterns of the language; how to apply these, for instance, to build sentences; and how these differ from or are similar to English.

**Children can:**

- a identify word classes;
- b demonstrate understanding of gender and number of nouns and use appropriate determiners;
- c explain and apply the rules of position and agreement of adjectives with increasing accuracy and confidence;
- d name and use a range of conjunctions to create compound sentences;
- e use some adverbs;
- f use some regular and high frequency verbs in present tense in the first, second and third person singular applying subject-verb agreement;
- g use the verb 'estar' to locate places, things or people;
- h recognise and use the simple future tense of a high frequency verb; compare with English;
- i recognise and use the immediate future tense of familiar verbs in the first, second and third person singular; explain how it's formed;
- j recognise and use the first and third person singular possessive determiners (mi, mis, su, sus);
- k recognise and use a range of prepositions;
- l use the third person plural of a few high frequency verbs in the present tense;
- m conjugate a high frequency verb in the present tense;
- n recognise and use a high frequency verb in the past tense; compare with English;
- o follow a pattern to conjugate a regular verb in the present tense;
- p choose the correct tense of a verb (present/perfect/imperfect/future) according to context.



1. All About Me

Lesson Number:

	1	2	3	4	5	6
a	a	a	a	a	a	a
b	b	b	b	b	b	b
c	c	c	c	c	c	c
d	d	d	d	d	d	d
e	e	e	e	e	e	e
f	f	f	f	f	f	f
g	g	g	g	g	g	g
h	h	h	h	h	h	h
i	i	i	i	i	i	i
j	j	j	j	j	j	j
k	k	k	k	k	k	k
l	l	l	l	l	l	l
m	m	m	m	m	m	m
n	n	n	n	n	n	n
o	o	o	o	o	o	o
p	p	p	p	p	p	p



2. The Way We Look

Lesson Number:

	1	2	3	4	5	6
a	a	a	a	a	a	a
b	b	b	b	b	b	b
c	c	c	c	c	c	c
d	d	d	d	d	d	d
e	e	e	e	e	e	e
f	f	f	f	f	f	f
g	g	g	g	g	g	g
h	h	h	h	h	h	h
i	i	i	i	i	i	i
j	j	j	j	j	j	j
k	k	k	k	k	k	k
l	l	l	l	l	l	l
m	m	m	m	m	m	m
n	n	n	n	n	n	n
o	o	o	o	o	o	o
p	p	p	p	p	p	p



3. Eating Out

Lesson Number:

	1	2	3	4	5	6
a	a	a	a	a	a	a
b	b	b	b	b	b	b
c	c	c	c	c	c	c
d	d	d	d	d	d	d
e	e	e	e	e	e	e
f	f	f	f	f	f	f
g	g	g	g	g	g	g
h	h	h	h	h	h	h
i	i	i	i	i	i	i
j	j	j	j	j	j	j
k	k	k	k	k	k	k
l	l	l	l	l	l	l
m	m	m	m	m	m	m
n	n	n	n	n	n	n
o	o	o	o	o	o	o
p	p	p	p	p	p	p



4. My World

Lesson Number:

	1	2	3	4	5	6
a	a	a	a	a	a	a
b	b	b	b	b	b	b
c	c	c	c	c	c	c
d	d	d	d	d	d	d
e	e	e	e	e	e	e
f	f	f	f	f	f	f
g	g	g	g	g	g	g
h	h	h	h	h	h	h
i	i	i	i	i	i	i
j	j	j	j	j	j	j
k	k	k	k	k	k	k
l	l	l	l	l	l	l
m	m	m	m	m	m	m
n	n	n	n	n	n	n
o	o	o	o	o	o	o
p	p	p	p	p	p	p



5. In the Classroom

Lesson Number:

	1	2	3	4	5	6
a	a	a	a	a	a	a
b	b	b	b	b	b	b
c	c	c	c	c	c	c
d	d	d	d	d	d	d
e	e	e	e	e	e	e
f	f	f	f	f	f	f
g	g	g	g	g	g	g
h	h	h	h	h	h	h
i	i	i	i	i	i	i
j	j	j	j	j	j	j
k	k	k	k	k	k	k
l	l	l	l	l	l	l
m	m	m	m	m	m	m
n	n	n	n	n	n	n
o	o	o	o	o	o	o
p	p	p	p	p	p	p



6. Our Past

Lesson Number:

	1	2	3	4	5	6
a	a	a	a	a	a	a
b	b	b	b	b	b	b
c	c	c	c	c	c	c
d	d	d	d	d	d	d
e	e	e	e	e	e	e
f	f	f	f	f	f	f
g	g	g	g	g	g	g
h	h	h	h	h	h	h
i	i	i	i	i	i	i
j	j	j	j	j	j	j
k	k	k	k	k	k	k
l	l	l	l	l	l	l
m	m	m	m	m	m	m
n	n	n	n	n	n	n
o	o	o	o	o	o	o
p	p	p	p	p	p	p



1. Exploring a Spanish Town

Lesson Number:

1	2	3	4	5	6
a	a	a	a	a	a
b	b	b	b	b	b
c	c	c	c	c	c
d	d	d	d	d	d
e	e	e	e	e	e
f	f	f	f	f	f
g	g	g	g	g	g
h	h	h	h	h	h
i	i	i	i	i	i
j	j	j	j	j	j
k	k	k	k	k	k
l	l	l	l	l	l
m	m	m	m	m	m
n	n	n	n	n	n
o	o	o	o	o	o
p	p	p	p	p	p



2. At the Shops

Lesson Number:

1	2	3	4	5	6
a	a	a	a	a	a
b	b	b	b	b	b
c	c	c	c	c	c
d	d	d	d	d	d
e	e	e	e	e	e
f	f	f	f	f	f
g	g	g	g	g	g
h	h	h	h	h	h
i	i	i	i	i	i
j	j	j	j	j	j
k	k	k	k	k	k
l	l	l	l	l	l
m	m	m	m	m	m
n	n	n	n	n	n
o	o	o	o	o	o
p	p	p	p	p	p



3. Discovering Spain

Lesson Number:

1	2	3	4	5	6
a	a	a	a	a	a
b	b	b	b	b	b
c	c	c	c	c	c
d	d	d	d	d	d
e	e	e	e	e	e
f	f	f	f	f	f
g	g	g	g	g	g
h	h	h	h	h	h
i	i	i	i	i	i
j	j	j	j	j	j
k	k	k	k	k	k
l	l	l	l	l	l
m	m	m	m	m	m
n	n	n	n	n	n
o	o	o	o	o	o
p	p	p	p	p	p



4. At What Time?

Lesson Number:

1	2	3	4	5	6
a	a	a	a	a	a
b	b	b	b	b	b
c	c	c	c	c	c
d	d	d	d	d	d
e	e	e	e	e	e
f	f	f	f	f	f
g	g	g	g	g	g
h	h	h	h	h	h
i	i	i	i	i	i
j	j	j	j	j	j
k	k	k	k	k	k
l	l	l	l	l	l
m	m	m	m	m	m
n	n	n	n	n	n
o	o	o	o	o	o
p	p	p	p	p	p



5. Our Wonderful World

Lesson Number:

1	2	3	4	5	6
a	a	a	a	a	a
b	b	b	b	b	b
c	c	c	c	c	c
d	d	d	d	d	d
e	e	e	e	e	e
f	f	f	f	f	f
g	g	g	g	g	g
h	h	h	h	h	h
i	i	i	i	i	i
j	j	j	j	j	j
k	k	k	k	k	k
l	l	l	l	l	l
m	m	m	m	m	m
n	n	n	n	n	n
o	o	o	o	o	o
p	p	p	p	p	p

Lesson Number:

1	2	3	4	5	6
a	a	a	a	a	a
b	b	b	b	b	b
c	c	c	c	c	c
d	d	d	d	d	d
e	e	e	e	e	e
f	f	f	f	f	f
g	g	g	g	g	g
h	h	h	h	h	h
i	i	i	i	i	i
j	j	j	j	j	j
k	k	k	k	k	k
l	l	l	l	l	l
m	m	m	m	m	m
n	n	n	n	n	n
o	o	o	o	o	o
p	p	p	p	p	p